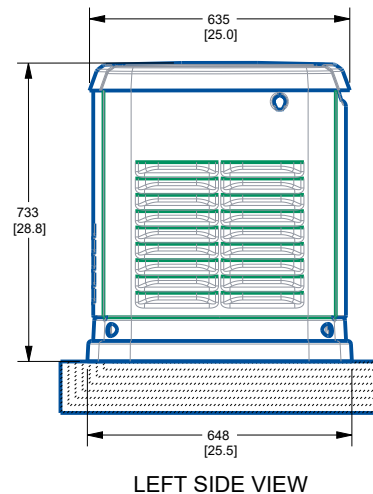
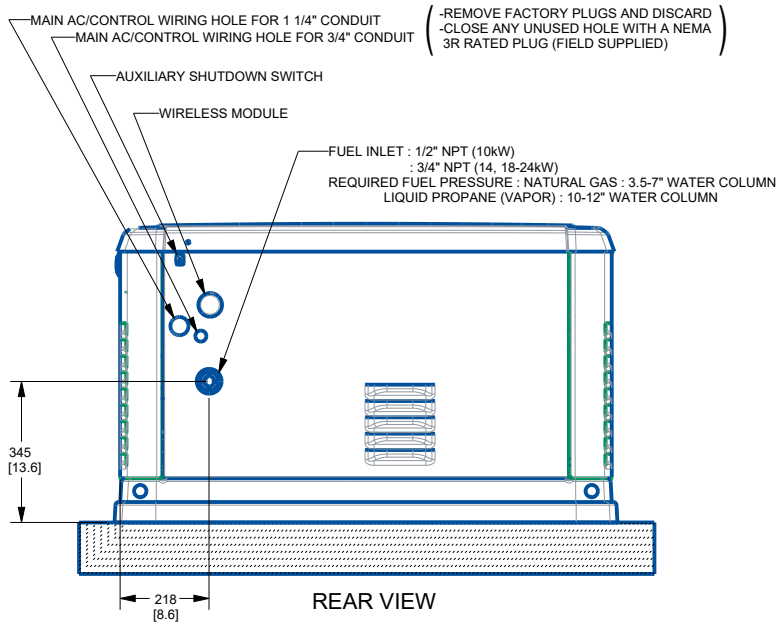
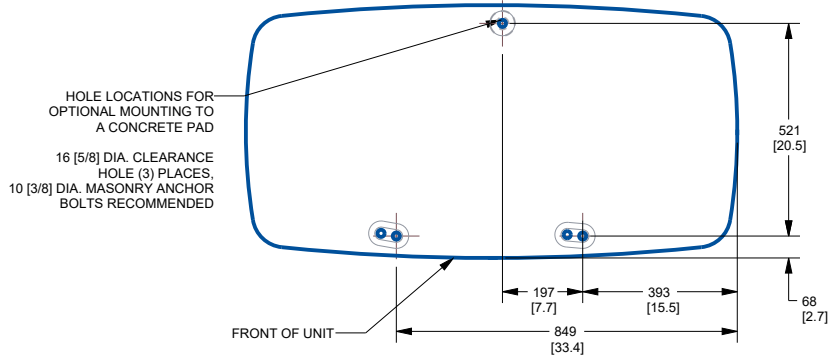


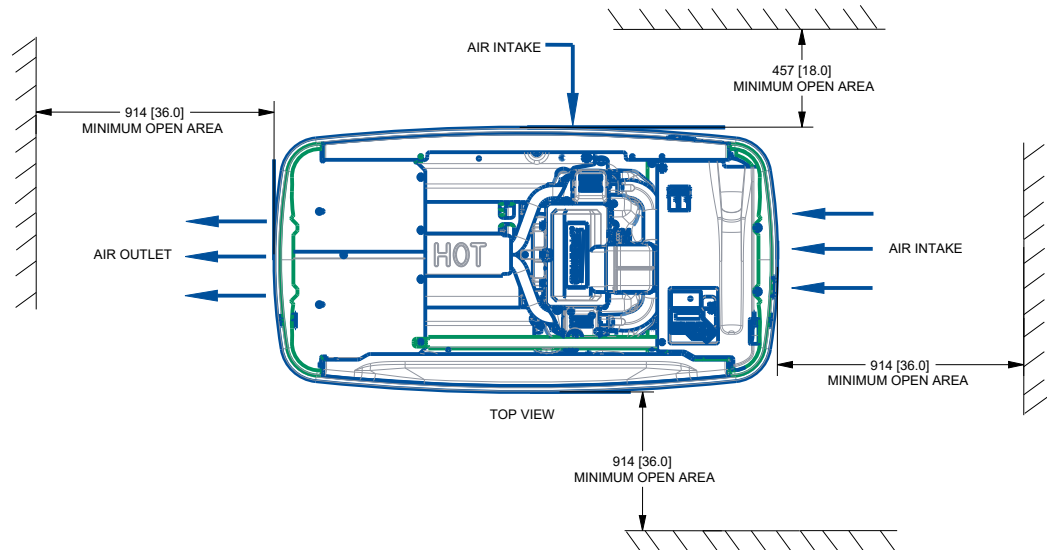
TRANSFER SWITCH  
(IF SUPPLIED)

MOUNTING TO CONCRETE PAD

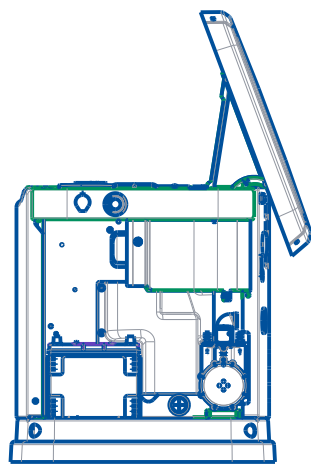
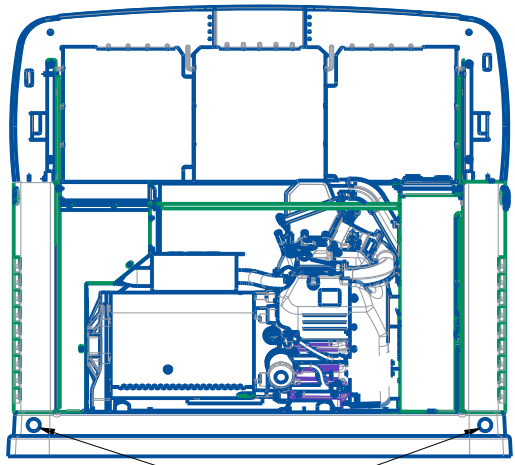


ALL DIMENSIONS IN:  
MILLIMETERS [INCHES]

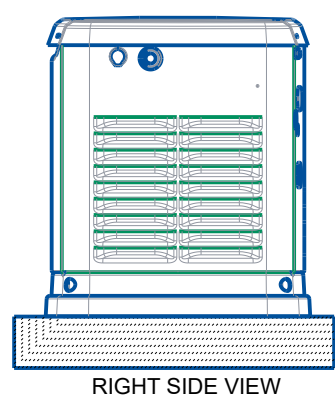
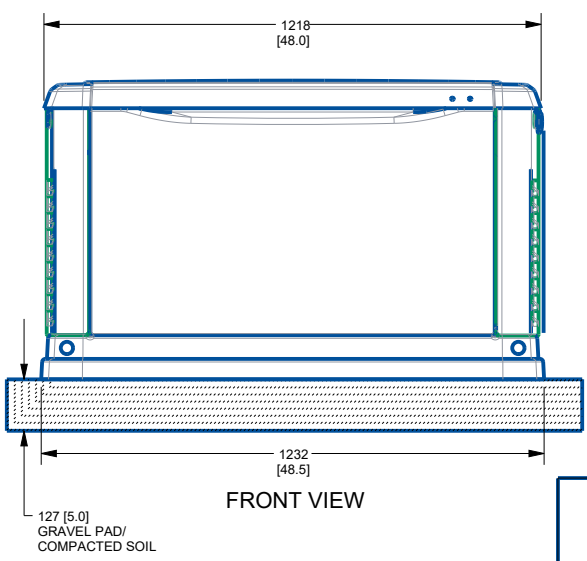
INSTALLATION DRAWING				
TITLE INSTALL HSB GENERATOR WM 60HZ				
SIZE <b>A</b>	CAGE NO N/A	DWG NO <b>A0000973347</b>	REV A	
SCALE NTS	WT-KG N/A	SHEET 1 of 2		



"DO NOT LIFT BY ROOF"



LIFTING HOLES 4 CORNERS:  $\varnothing 30$  ( $\varnothing 1.2$ )  
 - MUST BE LIFTED WITH STEEL RODS  
 - RECOMMENDED LIFTING ROD SIZE:  $\varnothing 25$  ( $\varnothing 1.0$ )



ALL DIMENSIONS IN:  
MILLIMETERS [INCHES]

<b>INSTALLATION DRAWING</b>					
TITLE <b>INSTALL HSB GENERATOR WM 60HZ</b>					
SIZE <b>A</b>	CAGE NO N/A	DWG NO <b>A0000973347</b>	REV <b>A</b>		
SCALE <b>NTS</b>	WT-KG N/A	SHEET <b>2 of 2</b>			